

Greetings,

Years of research show clearly that children are more likely to succeed in learning when their families actively support them. When you and other family members read with your children, help them with homework, talk with their teachers, and participate in school or other learning activities, you give your children a tremendous advantage.

Other than helping your children to grow up healthy and happy, the most important thing that you can do for them is to help them develop their reading skills. It is no exaggeration to say that how well children learn to read affects directly not only how successful they are in school, but also how well they do throughout their lives. When children learn to read, they have the key that opens the door to all the knowledge of the world. Without this key, many children are left behind.

The foundation for learning to read is in place long before children enter school and begin formal reading instruction. You and your family help to create this foundation by talking, listening, and reading to your children every day, and by showing them that you value, use, and enjoy reading in your lives.

This book includes 20 reading games for families with elementary age children. Most of the activities make learning experiences out of the everyday routines in which you and your children participate. Most use materials that are found in your home. The games are designed to be fun for both you and your children as you help them to gain the skills they need to become readers. Enjoy them!

Keep in mind, however, that children don't all learn at the same pace. And even though they learn new things, they may have "old favorites"—books and activities from earlier years—that they still enjoy. You are the best person to decide which activities will work best for your child.

Below is a list of the 20 reading games in this E-Book. Please note that this is an instruction book only and does **not** include information regarding how to hold a swap. If you decide to coordinate a swap, you can purchase the **Coordinator Handbook** separately at www.ActivityBags.com. Also, on our website your participants can purchase individual downloads of the Reading Game you pick for them for a small fee.


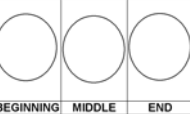




Happy Reading,

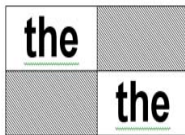
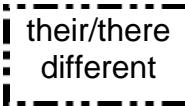






Sherri ☺
Activity Bags, LLC



1. Alphabet Fun	11. Flash Cards
2. Beginning, Middle, End	12. Label It
3. Bingo	13. Label the Picture
4. Body Cards	14. Sight Words
5. Charades	15. Silly Sentences
6. Climb the Ladder	16. Soft & Hard Sounds
7. Concentration	17. Solving Mazes
8. Confused No More	18. Sound Trail
9. Copy Cat	19. State Abbreviations
10. Find the Sound	20. Syllables

READING GAMES AT A GLANCE

Below is a list of the Reading Games in alphabetical order. Included is the page number, area of learning, description of each reading game, general supplies needed for assembly and the number of masters needed. Please note that **ALL** the Reading Games below require making copies.

	<p>1. Alphabet Fun Page #: 9 Area of Learning: Letter Sounds Description: Play an alphabet game to help learn sounds. General Supplies Needed: copies, contact paper or laminating machine, page protector, dry erase marker, felt, sandwich bag, cardstock Masters: 2</p>
	<p>2. Beginning, Middle, End Page #: 13 Area of Learning: Memorization, word recognition Description: Use silly sentences to help teach reading. General Supplies Needed: copies, contact paper or a laminating machine, sandwich bags, cardstock Masters: 3</p>
	<p>3. Bingo Page #: 18 Area of Learning: Memorization Description: Memorize reading words by playing a game of Bingo. General Supplies Needed: copies, contact paper or laminating machine, sandwich bags, cardstock in any color Masters: 4</p>
	<p>4. Body Cards Page #: 24 Area of Learning: Word Recognition Description: Learn how to read words by naming parts of the body. General Supplies Needed: copies, page protector, contact paper or a laminating machine, sandwich bag Masters: 3</p>
	<p>5. Charades Page #: 29 Area of Learning: Word Recognition Description: Gain practice reading by playing charades. General Supplies Needed: cardstock, copies, contact paper, sandwich bags Masters: 2</p>
	<p>6. Climb the Ladder Page #: 33 Area of Learning: Eye Tracking, Word Recognition Description: Read a word correctly and climb the ladder of success! General Supplies Needed: cardstock, page protector, sandwich bag, pennies Masters: 2</p>

	<p>7. Concentration Page #: 37 Area of Learning: Eye Tracking, Word Recognition Description: Learn words by finding their match. General Supplies Needed: cardstock, contact paper, sandwich bag Masters: 2</p>
	<p>8. Confused No More Page #: 41 Area of Learning: Eye Tracking, Word Recognition Description: Learn to read and differentiate between look-alike words. General Supplies Needed: cardstock, contact paper, copies Masters: 6</p>
	<p>9. Copy Cat Page #: 49 Area of Learning: Eye Tracking, Word Recognition Description: Reproduce something you see to learn how to visualize accurately. General Supplies Needed: paper lunch bags, small objects, sandwich bags, cardstock in any color Masters: 0</p>
	<p>10. Find the Sound Page #: 51 Area of Learning: Listening Skills Description: Identify the beginning, middle and end sounds in a word. General Supplies Needed: Dixie cups, popcorn kernels or tiny river rock, cardstock, page protectors, sandwich bag Masters: 3</p>
	<p>11. Flash Cards Page #: 56 Area of Learning: Word Recognition Description: Learn high frequency words to increase reading skills. General Supplies Needed: cardstock in 3 colors, sandwich bags Masters: 9</p>
	<p>12. Label It Page #: 67 Area of Learning: Recognizing Words Description: Label items in your house to learn new words. General Supplies Needed: cardstock, contact paper, sandwich bags Masters: 3</p>
	<p>13. Label the Picture Page #: 72 Area of Learning: Recognizing Words Description: Label the pictures to learn new words. General Supplies Needed: cardstock, page protectors, sandwich bag, contact paper Masters: 4</p>
	<p>14. Sight Words Page #: 78 Area of Learning: Word recognition Description: Learn 126 sight words to increase reading skills. General Supplies Needed: cardstock, sandwich bag Masters: 7</p>

<p><i>The fish fell into the mug.</i></p>	<p>15. Silly Sentences Page #: 87 Area of Learning: Eye exercises Description: Learn new vocabulary words by making them into silly sentences. General Supplies Needed: copies, cardstock, paper lunch bag Masters: 7</p>
<p>city (<i>soft</i>) cow (<i>hard</i>)</p>	<p>16. Soft & Hard Sounds Page #: 96 Area of Learning: Letter Sounds Description: Learn to distinguish between hard and soft sounds. General Supplies Needed: cardstock, contact paper, pennies, sandwich bag Masters: 3</p>
	<p>17. Solving Mazes Page #: 101 Area of Learning: Eye Exercises Description: Exercise your eyes by solving mazes. General Supplies Needed: cardstock, felt, page protectors, dry erase marker (optional) Masters: 6</p>
<p><u>cl</u>own</p>	<p>18. Sound Trail Page #: 109 Area of Learning: Roll the dice and name the sound! Description: Sound Recognition General Supplies Needed: cardstock, page protector, pennies, one die, sandwich bag Masters: 2</p>
	<p>19. State Abbreviations Page #: 113 Area of Learning: Word Recognition Description: Play a game to learn all the United States abbreviations. General Supplies Needed: copies, sandwich bag, page protectors, pennies Masters: 4</p>
<p>thi/stle</p>	<p>20. Syllables Page #: 119 Area of Learning: Separating Words Description: Learn words by breaking them up into syllables. General Supplies Needed: cardstock, contact paper Masters: 4</p>