

Greetings,

"Are we there yet???" How many times have parents heard this refrain from the kids, even before the car was out of the driveway? Kids seem to have difficulty understanding two things about traveling: time and distance. That's why parents so often hear, "How long will it take?" and "How far are we going?" In addition to the classic of all time, "Are we there yet?". Traveling with kids can make a trip sometimes longer - for everyone! 😊 But do not worry, a solution is here

from Activity Bags!!!

Because this swap is about ***Travel Activities in a Binder*** vs in a bag, instead of receiving activity bags, you will get a binder complete with 40+ travel Activities! The binder will be completely assembled when you to pick it up from your swap coordinator with all the supplies included to use the activities (dry erase marker, eraser, etc. in a handy, dandy pen pouch). And hopefully this travel binder will keep comments like, "Are we there yet?" to a minimum. 😊

All the Activities come with instructions and information and require no more than a dry erase marker and eraser (which are in the binder!). Some of the activities will be old favorites that maybe the kids have forgotten about, and some new, updated ones. All the activities are easy to learn and geared for elementary age!

If you choose not to do a swap, you can just pick and choose the activities you want to do. We encourage 20 participants in a swap so you can get a binder with ALL the activities. Whatever you decide to do, have fun and look forward to keeping your travelers occupied and learning at the same time.

Blessings and happy traveling,

Sherri 😊

www.ActivityBags.com

"Where fun and education fit in the same bag... or binder."



Why Travel Activities in a Binder is Different

Travel Activities in a Binder is very different than all our other books and swaps. There are two ways to do the Travel Activities in a Binder:

- 1) You can assemble the travel activities on your own by using the 1 participant Binder column on the assembly instructions.
- 2) You can hold a swap with other friends. In order to have a full, completed travel binder, you will need 20 participants to do the swap. If you want fewer participants, you will get fewer activities for your binder. Below is an example of some swap breakdowns and the number of activities you will receive in your travel binder:

10 Participants	15 Participants	20 Participants
1. Travel Binder #1	1. Travel Binder #1	1. Travel Binder #1
2. Travel Binder #2	2. Travel Binder #2	2. Travel Binder #2
3. Dry Erase Marker #1	3. Dry Erase Marker #1	3. Dry Erase Marker #1
4. Dry Erase Marker #2	4. Dry Erase Marker #2	4. Dry Erase Marker #2
5. Pencil Pouch #1	5. Pencil Pouch #1	5. Pencil Pouch #1
6. Pencil Pouch #2	6. Pencil Pouch #2	6. Pencil Pouch #2
7. Mixed Activities #1	7. Mixed Activities #1	7. Mixed Activities #1
8. Mixed Activities #2	8. Mixed Activities #2	8. Mixed Activities #2
9. Mixed Activities #3	9. Mixed Activities #3	9. Mixed Activities #3
10. Mixed Activities #4	10. Mixed Activities #4	10. Mixed Activities #4
16 Activities Total	11. Mixed Activities #5	11. Mixed Activities #5
	12. Mixed Activities #6	12. Mixed Activities #6
	13. Mixed Activities #7	13. Mixed Activities #7
	14. Mixed Activities #8	14. Mixed Activities #8
	15. Mixed Activities #9	15. Mixed Activities #9
	40 Activities Total	16. Mixed Activities #10
		17. Mixed Activities #11
		18. Mixed Activities #12
		19. Mixed Activities #13
		20. Mixed Activities #14
		56 Activities Total

* If you have 10 swappers you can double up and give each participant 2 sets of instructions. This way you will get ALL the activities for your binder.


* For information on how to coordinate a swap you can purchase the Coordinator Handbook at www.ActivityBags.com. To make it easier on the coordinator, each set of Travel Activity instructions is available as a single download on our web site. All the coordinator needs to do is assign an activity and the participant can download the instructions for a very small fee. This way, no mailing is involved and the participant can make copies right from their own computer.

* We encourage you to find 20 participants or double up so you can get all the travel activities. Have fun!



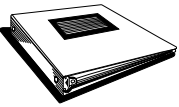
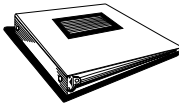




**Many thanks to all the Moms who tested the
Travel Activities in a Binder**

**Lori G.
April J.
Molly K.
Trisha K.
Bronny L.
Pearlita M.
Grace R.
Becky S.
Sandy T.
Judy W.
Christi A.
Janice C.
Cindy H.
Pamela H.
Kathryn M.
Jeniffer M.
Mattie N.
Debbie N.
Tanya R.
Megan S.
Megan A.
Debbie B.
Michelle P.
Beth S.
Kimberly T.
Elise W.
Lisa W.**







TRAVEL ACTIVITIES AT A GLANCE

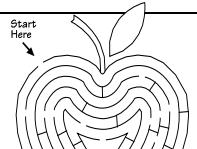
Below is a list of all the travel Activities with a description, page number, and the general supplies needed. Some of them, but not all, have master graphics that will need to be copied.

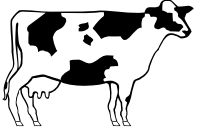



	<p>1) Travel Binder #1 Page #: 12 Description: You will be buying half of the 3-ring binders for the swap and copying the front cover for the binder. One other participant will be buying the other half of the binders so the cost does not fall on one person. Supplies Needed: 1" 3-ring binders in any color with a clear view pouch on the front to slide in a cover, copy the Master #1 onto any light colored cardstock Masters: 1</p>
	<p>2) Travel Binder #2 Page #: 14 Description: You will be buying half of the 3-ring binders for the swap and copying the front cover for the binder. One other participant will be buying the other half of the binders so the cost does not fall on one person. Supplies Needed: 1" 3-ring binders in any color with a clear view pouch on the front to slide in a cover, copy the Master #1 onto any light colored cardstock Masters: 1</p>
	<p>3) Dry Erase Markers & Eraser #1 Page #: 16 Description: You will be purchasing half the dry erase markers and making half of the felt erasers for the travel binders. One other participant will be purchasing the other half so the cost does not fall on one person. Supplies Needed: thin dry erase markers in dark colors, dark felt Masters: None</p>
	<p>4) Dry Erase Markers & Eraser #2 Page #: 17 Description: You will be purchasing half the dry erase markers and making half of the felt erasers for the travel binders. One other participant will be purchasing the other half so the cost does not fall on one person. Supplies Needed: thin dry erase markers in dark colors, dark felt Masters: None</p>
	<p>5) 3- Ring Zipper Pencil Pouch #1 Page #: 18 Description: You will be purchasing half of the 3-ring pencil pouches and another participant will be purchasing the other half so the cost does not fall onto one person. Supplies Needed: 3- Ring zipper pencil pouches in any color Masters: None</p>
	<p>6) 3- Ring Zipper Pencil Pouch #2 Page #: 19 Description: You will be purchasing half of the 3-ring pencil pouches and another participant will be purchasing the other half so the cost does not fall onto one person. Supplies Needed: 3- Ring zipper pencil pouches in any color Masters: None</p>





7) Mixed Activities #1



	<p>Page #: 20</p> <p>Activities Included:</p> <ol style="list-style-type: none"> 1. Tic Tac Toe 2. Capture Tic Tac Toe 3. Ad Lib #1 (Preschool) 4. Ad Lib #2 <p>Description: You will be making copies of the activities that are to go into each binder.</p> <p>Supplies Needed: copies, plain paper, plastic page protectors</p> <p>Masters: 4</p>
	<p>8) Mixed Activities #2</p> <p>Page #: 25</p> <p>Activities Included:</p> <ol style="list-style-type: none"> 1. Hang Man #1 2. Hang Man #2 3. Scavenger Hunt 4. Scavenger Hunt <p>Description: You will be making copies of the activities that go into each binder.</p> <p>Supplies Needed: copies, plain paper, plastic page protectors</p> <p>Masters: 4</p>
	<p>9) Mixed Activities #3</p> <p>Page #: 30</p> <p>Activities Included:</p> <ol style="list-style-type: none"> 1. Connect the Dots #1 2. Connect the Dots #2 3. Call it Out 4. Head in the Clouds <p>Description: You will be making copies of the activities that go into each binder.</p> <p>Supplies Needed: copies, plain paper, plastic page protectors</p> <p>Masters: 4</p>
	<p>10) Mixed Activities #4</p> <p>Page #: 35</p> <p>Activities Included:</p> <ol style="list-style-type: none"> 1. Songs #1 2. Songs #2 3. ABC Search 4. T-Shirt Design <p>Description: You will be making copies of the Activities that go into each binder.</p> <p>Supplies Needed: copies, plain paper, plastic page protectors</p> <p>Masters: 4</p>
	<p>11) Mixed Activities #5</p> <p>Page #: 40</p> <p>Activities Included:</p> <ol style="list-style-type: none"> 1. House Maze 2. Squirrel Maze 3. Duck Maze 4. Flower Maze <p>Description: You will be making copies of the mazes to go into each binder.</p> <p>Supplies Needed: copies, plain paper, plastic page protectors</p> <p>Masters: 4</p>

	<p>12) Mixed Activities #6</p>
--	---------------------------------------

	<p>Page #: 45 Activities Included: 1. Star Maze 2. Sport Maze 3. Cauldron Maze 4. Apple Maze Description: You will be making copies of the mazes to go into each binder. Supplies Needed: copies, plain paper, plastic page protectors Masters: 4</p>
	<p>13) Mixed Activities #7 Page #: 50 Activities Included: 1. I Own a State 2. Map It 3. Count the Cows 4. Road Trip Math Description: You will be making copies of the Activities that go into each binder. Supplies Needed: copies, plain paper, plastic page protectors Masters: 4</p>
	<p>14) Mixed Activities #8 Page #: 55 Activities Included: 1. Make a Point 2. Trace Your Hand 3. Spider Maze 4. Train Maze Description: You will be making copies of the Activities that go into each binder. Supplies Needed: copies, plain paper, plastic page protectors Masters: 4</p>
	<p>15) Mixed Activities #9 Page #: 60 Activities Included: 1. Road Sign Bingo Board #1 2. Vehicle Bingo Board #2 3. Guitar Maze 4. Pineapple Maze Description: You will be making copies of the Activities that go into each binder. Supplies Needed: copies, plain paper, plastic page protectors Masters: 4</p>
	<p>16) Mixed Activities #10 Page #: 65 Activities Included: 1. Make Your Own Maze 2. Stay Put 3. Roadside Sign 4. Road Sign Drawing Description: You will be making copies of the Activities that go into each binder. Supplies Needed: copies, plain paper, plastic page protectors Masters: 4</p>

	<p>17) Mixed Activities #11 Page #: 70 Activities Included:</p> <ol style="list-style-type: none"> 1. Funny Face #1 2. Funny Face #2 3. Count the Horses 4. Gomuka <p>Description: You will be making copies of the Activities that go into each binder. Supplies Needed: copies, plain paper, plastic page protectors Masters: 4</p>
	<p>18) Mixed Activities #12 Page #: 75 Activities Included:</p> <ol style="list-style-type: none"> 1. Road Signs 2. Road Sign Names 3. Count the Sheep 4. Design A Flag <p>Description: You will be making copies of the Activities that go into each binder. Supplies Needed: copies, plain paper, plastic page protectors Masters: 4</p>
	<p>19) Mixed Activities #13 Page #: 80 Activities Included:</p> <ol style="list-style-type: none"> 1. Blindfold Drawing 2. Shape Changer #1 3. Shape Changer #2 4. Different Hair Styles <p>Description: You will be making copies of the Activities that go into each binder. Supplies Needed: copies, plain paper, plastic page protectors, fabric to make a blindfold Masters: 4</p>
	<p>20) Mixed Activities #14 Page #: 85 Activities Included:</p> <ol style="list-style-type: none"> 1. Batless Baseball 2. Buggy 3. Throw the Die 4. Multiplication Toss <p>Description: You will be making copies of the Activities that go into each binder. Supplies Needed: copies, plain paper, plastic page protectors, dice Masters: 4</p>